

**200** ORIGINAL  
**PHOTOGRAPHS**  
OF INTERIORS, FROM CLASSICAL  
TO MODERN

**WOOD BURNING  
FIREPLACE  
INSERTS:**  
*All Technical Details*

TRENDING NOW:  
**CENTRAL  
FIREPLACES**

WOOD BURNING, ELECTRICAL, GAS POWERED, LIQUID FUELED FIREPLACES  
**2019-20 COLLECTION**

DEFYING THE ORDINARY



 **HÜRSANŞÖMİNE®** 44.YEARS  
Turkey's first and largest fireplace brand

[www.hursansomine.com](http://www.hursansomine.com)

[facebook.com/hursansomine](https://facebook.com/hursansomine) | [instagram.com/hursansomine](https://instagram.com/hursansomine) | 0212 211 11 30



# INDEX



**4**  
ABOUT US

**6**  
WHY CHOOSE HÜRSAN FIREPLACES?

**30**  
MODERN FIREPLACES

**50**  
DEMI-CLASSICAL FIREPLACES

**64**  
L - TYPE FIREPLACES

**80**  
U - TYPE FIREPLACES

**98**  
TWO and THREE SIDED FIREPLACES

**108**  
CLASSICAL FIREPLACES

**116**  
CENTRAL FIREPLACES

**126**  
RUSTIC FIREPLACES

**134**  
WOOD FIREPLACES

**144**  
PRISMATIC FIREPLACES

**152**  
BIO-ETHANOL FIREPLACES



Designs Moulded.



Crude iron molten in large crucibles poured into small and mid-sized pots.

**HÜRSAN A.Ş.** was founded in 1975 by mechanical engineer ALİ ARAPTARLI.

As a result of the fuel shortage of 1970's, Hürsan set out to produce an alternative and aesthetically pleasing heater and became the first company in Turkey to manufacture fireplaces in an industrial way.

The understanding of fireplaces primarily as a heating device spread in Turkey with fireplace inserts industrially produced by Hürsan. In time, old style fireplaces built by masons that mostly did not work properly, gave off smoke and didn't heat well gave way to well-engineered, efficient and safe Hürsan Fireplace inserts.

Hürsan Fireplaces, chosen by all the leading construction companies of Turkey in their projects both domestic and overseas, continues to lead the sector with its production functionality, high material quality and diversity.

**Hürsan today is the largest fireplace manufacturer in Turkey.**



Plasma cutter making round incisions.



Molten metal carried in small pots is poured into moulds under silica sand.





Sheet metal cut in 'CNC Guillotine Shearing Machine' to form the steel body of insert.



The insert fitted with galvanized shields, glass and accessories is ready to be sent to the quality control station.

Hürsan Fireplaces factory is an integrated facility consisting of a foundry, an iron forge, a marble shop, carpentry shop and a paint shop. Every stage of the production is performed by highly qualified and experienced personnel on a varied and technologically mechanized production line.

With 160 types of fireplace inserts and over 800 different surround designs, Hürsan Fireplaces is the manufacturer with the widest product range in its sector in Europe.

Furthermore, after a detailed architectural design and engineering process with the customers who want to create their own custom made fireplaces they have designed themselves or just dreamed about, personalized productions are realized in any style.

Hürsan Fireplaces products are on sale in over 65 locations in Turkey and many places abroad including France, Greece, Russia, Ukraine, Azerbaijan, Kazakhstan, Lebanon, Palestine, Iraq, Iran, Macedonia, Kosovo, Morocco, Mongolia, Israel, Georgia, Sweden, Slovenia, and N. Cyprus. Known as the fireplace supplier of celebrities in our country, Hürsan had the privilege to install its products in residences of ten presidents and leaders; four in Turkey and six abroad.

Hürsan Fireplaces, with its nearly half a century of experience, young and dynamic staff, constantly improving technology and renewed collections, aims to be the largest fireplace manufacturer in the Middle East and the Balkans.

# Why HÜRSAN FIREPLACES?

**A fireplace is a product that brings fire into your environment. The potential for danger separates it from your other furniture. Therefore, the manufacturer of the fireplace and the assembly team must be selected very carefully.**

**This section between pages 6-29 where we explain the advantages Hürsan Fireplaces presents to its customers is important, for it shows the qualities you must require when choosing your fireplace and the company you will work with.**

Hürsan Fireplaces is the most comprehensive, rigorous and reliable manufacturer in Turkey when it comes to fireplaces. Hürsan Fireplaces factory is the largest and most advanced fireplace manufacturing compound in Turkey, where all the production is done under the same roof as an integrated facility, including an iron foundry, marble shop, carpentry shop and a paint shop.

This production in the hands of our expert and permanent staff and in the light of our 44 years of experience, leads us to build the most comprehensive product range of fireplaces in Turkey and Europe.

Hürsan Fireplaces product range includes: over 160 wood burning fireplace inserts, over 800 marble, granite, natural stone and wooden surrounds, central fireplaces, new technology ethanol fireplaces that don't require a chimney, portable or permanent barbecues, wood stoves, screens, tool sets and wood holders.

Building everything from the simplest accessories to the largest fireplace models in the same facility and not leaving any work to subcontractors leads us to manufacture high quality products that can compete with the leading fireplace companies in Europe.







Hürsan Fireplaces offers a complete service to its customers from model selection to architectural design and installation of the selected product.

A detailed exploration survey is carried out by our field engineers at the location of each customer who applies to our company and the model alternatives suitable for the dimensions of the place where the fireplace will be applied and the chimney details are determined. These models are then drawn in three dimensions by our architects and presented to our customers.

Detailed proportional drawing studies of location and selected fireplaces helps choosing a model and prevents unwanted surprises to occur after installation. The model confirmed for order then goes into production in our factory. On the pre-agreed date, your fireplace is assembled and tested on location by our expert teams and delivered with a seven-year warranty.



# HOW DOES HÜRSAN FIREPLACE



Hürsan Fireplace inserts are produced in two main categories with **cast iron or fire bricks**. In our cast iron inserts, we use 14 mm thick, GG22 quality, crude iron; resistant to high heat and flames. Inserts with fire bricks are 3 cm thick, 44cm x 22cm, solid, high heat and flame resistant, 1st class, natural fire bricks.

- High Heat Capacity
- Puncture Proof
- Crack Proof
- No Deformation



Most advanced and durable **lifting door system** in the world. Our step-tronic rail system enables full open, half open and closed usage. With the special ball bearings, you can move the glass door of your fireplace up and down with a single finger even when it is burning.

- Does not expand or contract with heat
- Quiet
- Vibration free

# INSERTS IGNITE YOUR PLEASURE?



## Double function glass door system.

In addition to lifting glass door system that moves vertically, they can also **swing open.**

This side opening system enables easy cleaning of the glass doors.



German Schott Robax brand, heat and fire resistant to 800°C, 4mm thick, **vitro ceramic glass.**

- Does not break or crack with heat differentials
- Heat-permeable



**Air adjustment slider** controls the amount of oxygen entering into the reservoir, adjusting the combustion rate and minimizing the contact of the flame with the glass, helps the glass stay clean longer.

## Protection barrier

prevents burning firewood tumbling and damaging the glass or wood falling out on open use. Made from full iron, custom ordered as straight or flame shaped.

- Can be disassembled.



Recessed **ash bucket**, which allows for practical cleaning of the insert and eliminates the metal thickness created by the ash collectors in the front view of the inserts.

**Lapping glass joints** on our L-type, U-type and Prismatic inserts allow windows to appear uninterrupted, monolithic; provide a practical opening of the side windows for adding wood and cleaning the glass in U-type inserts.



Our inserts have a standard feet height of 32 cm. Using the bolts located under the insert feet, you can adjust the height between 32 cm and 40 cm to suit your needs.

- **Adjustable feet**
- Easy levelling of the insert during installation





**Detachable duct cover** for closing the fresh air inlet when satisfied with the combustion in the chamber and no fresh air transfer from outside is needed.



Closed, half open and fully open steps, **externally controlled chimney flap** (chimney cover). By changing to open and closed positions, it allows adjusting the burning rate of the fire and to minimize costs by preventing frequent wood addition.

- Prevents smoke from blowing back
- High suction power

Our inserts have **smoke collection hoods** of 50cm to 70cm height depending on the model.



Our smoke collection hoods contain **flame-retardant plates** in their mid-sections that slow down burn rate and increase heat reflection.

In the mid parts of our smoke collection hoods, high heat resistant **steel pipes** are used, which are heated by direct flame contact and provide extra heat reflection inside the fireplace heat chamber.



**Optional fan motor** used to support heat transfer to distant rooms from the double walled insert.

- Can transfer heat to 2 or 4 rooms on demand.
- Fan motor, can be started or shut down practically by its remote control.



**Galvanized sheet metal protection** around the glass lifting door system of our insert, provides system protection from impacts.


- Aesthetic looks



800 °C high heat and fire resistant smoke coloured **fireproof paint.**

- No decolouration
- No smells
- No blisters

**Fresh air intake channel,** improves combustion efficiency.



- Optionally, a flexible pipe connection is provided to ensure clean air transfer from the outside or the air can be sucked in from the room environment via the heat chamber vents by leaving the duct open.
- Both ways, oxygen is transferred directly under the fire and a more efficient combustion is achieved.



## Optional double-wall galvanized coating

for collecting the heat generated by the insert in the chamber created above the fire and directly transferring it into the room.

- In particular, it facilitates direct heat transfer to the room behind the fireplace wall or the one straight upstairs from where the insert is.
- Heat transfer is provided by flexible transfer pipes which are installed in the upper part of the insert.



# Game changing detail:

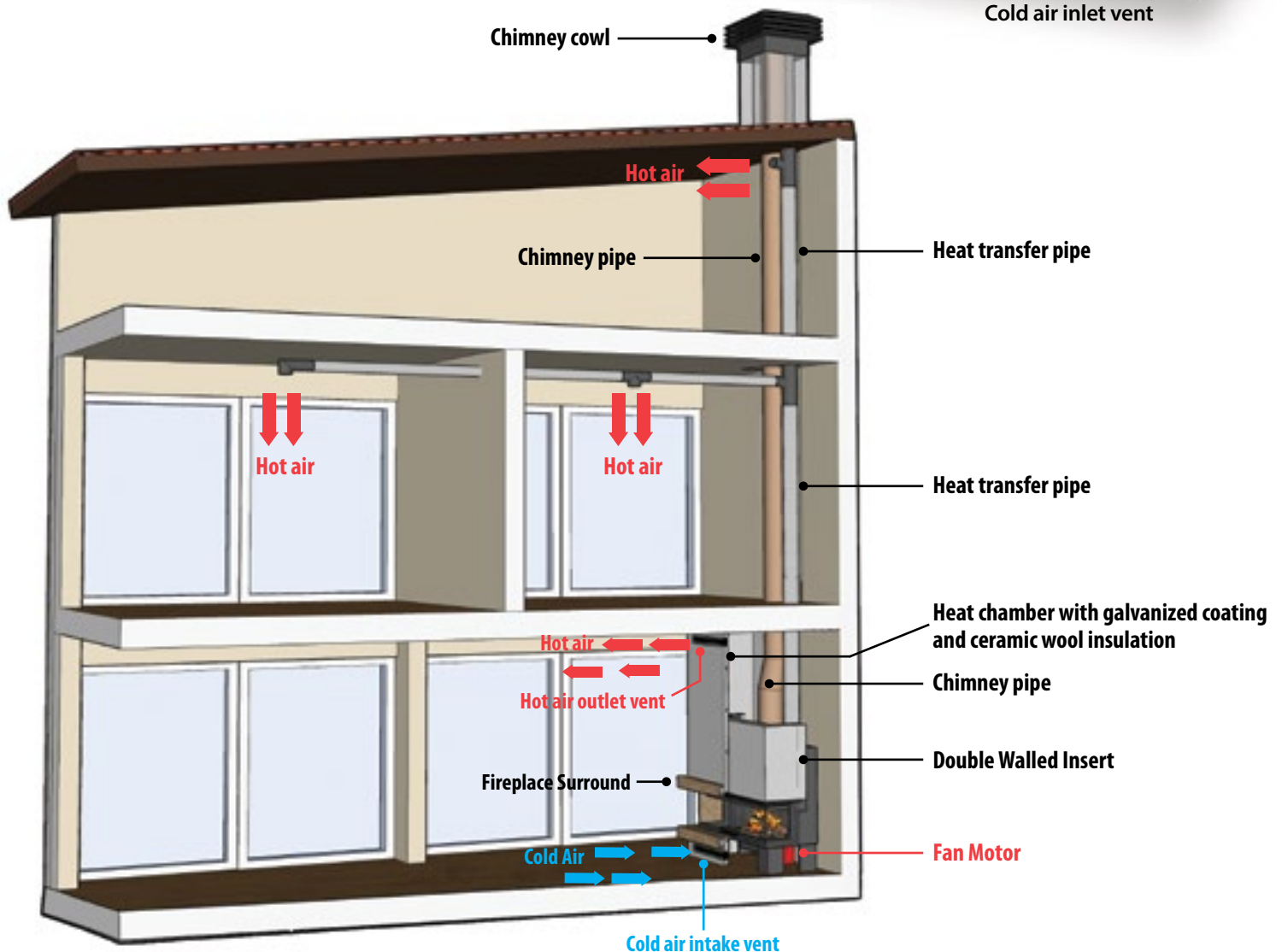

## PATENTED NEW GENERATION HEAT CHAMBER

Once your selected insert is placed in the wall or corner, it is put in a cage of metal profiles. All interior surfaces of this cage including its ceiling are insulated with a ceramic blanket resistant to a temperature of 1260 ° C. Inward facing surfaces of the heat chamber (insulated steel construction cage) are covered with **0.40 mm. galvanized steel plates**; the outward facing surfaces are covered with **red non-flammable drywall**.

Over the red non-flammable drywall, a **luminium cold air inlet - hot air outlet vents** with galvanized steel casing are placed so a chamber is created where all the heat produced by your fireplace is collected without any loss.

The cold air sucked from the lower inlets rises heated by the energy generated by the fire in your insert and is blown into the room from the hot air outlet vents above.

This system, called the heat chamber, makes your fireplace function without disturbing people sitting in front of it.



HEAT TRANSFER SYSTEM





## Fireplace Surrounds

Hürsan Fireplaces, presents over 800 surround models in modern, demi classical, classical and rustic styles; manufactured from marble, granite, natural stone, wood and other materials. First class materials obtained from Turkey's leading mines and import suppliers are processed in our wide range machining plant by our expert staff and presented as flawless products to our customers. In addition to our product range, our customers' special design fireplaces can be produced in any custom form after three dimensional precision modelling by our architects and user approval.





Marble, granite, natural stone and wood colours of our surrounds can be changed according to customer requirements.



## CENTRAL FIREPLACES

Hürsan Central Fireplaces can heat up to 200 m<sup>2</sup> depending on the capacity of the selected model. They come in two different mounting options, fixed to the ground and suspended in the air.



- In our central fireplaces, German Schott brand vitroceramic glassware, resistant to 800 °C high temperature and fire, is used; presented in two different options as lifting or swing open glass door system.
- They are produced with cast iron or top quality fire brick burning chamber options compliant with EU standards.
- Many of our central fireplace models come with a double walled body, cold air inlet - hot air outlet grill, smoke collection hood, ash collector, mechanical chimney flap and combustion rate adjustment slider.
- Custom production in desired design and size is possible.







# BIO-ETHANOL FIREPLACES



Bio-ethanol fireplaces are not only a great visual innovation for spaces without chimney installations, but also have high heat capacities, especially in insert models.

Hürsan Fireplaces produces ethanol burners and fireplace inserts with ethanol burners in various measurements. Moreover, as with our other products, custom designs are possible in our new generation bio-ethanol fireplaces. Hürsan Fireplaces has the distinction of being the only company in Turkey that produces them.



# BARBECUES

Hürsan Fireplaces, holds a barbecue product range of 30 different designs including stationary balcony, garden, kitchen barbecues and portable barbecues on wheels with cast iron fireboxes, wrought iron or optional copper decoration.

Custom designs of our customers can be realized and all our products come with a seven-year warranty in the barbecue department as well.



# FIREPLACE ACCESSORIES

Anything you want related to fireplaces; Hürsan has it.

Be it wrought iron, brass or bronze tong and shovel sets; oval, round, square or basket type wood racks; cast iron grate; brass, wrought iron or glass screens; bellows or cooking kits, Hürsan Fireplaces has hundreds of options as the leading brand of fireplace accessories.





# NO LIMITS IN CUSTOMISING; Power of Special Design



From fashion to decoration, home goods to mobile phones, products that are open to personalization continue to take their place in our lives, while creative and high-capacity brands are pushing the boundaries of the fireplaces too, where it is thought that they cannot go beyond certain patterns in design.

Your fireplace is no longer shaped just for your home or your workplace;  
it is also designed to suit your lifestyle.



If you want to do away with the standards, your own design or just the fireplace you dream of can be realized after a detailed architectural design and engineering survey.

You don't have to look too far to own a fireplace that is fully designed for you. Turkey's first and largest fireplace manufacturer Hürsan Fireplaces, produces custom design fireplaces from different materials like sheet metal, stainless steel, marble, granite, natural stone and wood.

For detailed information and to browse all the models of Hürsan Fireplaces, you can visit the webpage or follow Hürsan on Facebook and Instagram.



# IMPORTED PRODUCTS

## ELECTRIC FIREPLACES >>



### **DIMPLEX:** Most Realistic Electric Fireplaces in the World

Hürsan Şömine, is the general distributor in Turkey for Dimplex of Ireland, the largest electric fireplace manufacturer in the world.

Dimplex electric fireplaces, manufactured as two or three dimensional with smoke and fire effects, come in many different models and dimensions. All models come with a remote control that allows you to adjust the smoke intensity, display brightness and colour, temperature, sound effects, depending on their specifications.



### Fireplace Joy with a Single Plug

With an enchanting flame effect, glowing firewood, creaking embers and flying sparks, Dimplex fireplaces create a realistic flame illusion, giving you an extremely satisfying fireplace experience, even though they work with electricity.

Dimplex electric fireplaces can be installed in any space. All you need is an outlet to plug in the device. No fixtures or chimney required.





## A Unique Virtual Fireplace Experience

Three dimensional Dimplex products can be embedded in TV or furniture units, bathrooms or any place you desire in your environment. They are put up for sale as 360° viewable LED wood sets or fireplace inserts with very realistic fire and smoke effects.

The smoke effect in our three dimensional models is vaporised water from the tank underneath the wood sets. It has a moisturising effect on its environment. Our wood sets can be connected to each other to be extended to any dimension, and controlled by a single remote.

## Most Practical Way to Feel the Fireplace Warmth

Dimplex electric fireplaces offer a very practical solution mostly for places where chimney installations are not available and impossible to do like offices, plaza floors, hotel rooms etc.

These technological products that are easy to install as a seat, with no requirement for fuel and that can be adjusted with a single button on its remote are the easiest way to experience the warmth and aesthetics of fire.



# NATURAL GAS FIREPLACES >>



## FABER: Leader of Europe Gas Fireplace Market

Hürsan Fireplaces is the general distributor in Turkey for FABER of Holland, most trusted natural gas fireplace manufacturer in Europe.

Natural gas fireplaces require flue outlet system so they can be installed in almost any space. The fact that they can be controlled by a single button on the remote, comfort usage, no need for cleaning and refuelling makes these products preferred more each day.

## Smart, Reliable, Charming...

Faber collection has a wide range of products to choose from. You have the chance to find natural gas fireplaces in all sizes and forms that appeal to any user pleasure in this enchanting collection.

Faber natural gas fireplaces present smart, reliable and very tasteful choices with their modern designs, flame intensity and reality, heat capacity, remote controller and ease of use with smart phones and tablets.





# ETHANOL FIREPLACES >>



## PLANİKA: Elegance, Experience, Technology in Ethanol Fireplaces

Hürsan Fireplaces is the general distributor in Turkey for PLANİKA of Poland, that brings advanced technologies into liquid fuelled fireplaces.

The smoke-free, odourless ethanol fireplaces with remote control combine flueless fireplace ease with comfort. With its unique design possibilities, a satisfying fire appearance and the ability to connect to smart home systems, PLANİKA ethanol fireplace is the new centre of attraction in home decoration.



# CAST IRON FIREPLACES and STOVES >>



## LİSEO: Economic, Elegant, European

Hürsan Fireplaces is the general distributor in Turkey for LİSEO of Czechia that stands out with its perfect casting quality, simple and modern designs.

LİSEO, which targets high-level efficiency in cast-iron fireplaces and stoves with swing open doors, does not compromise in quality and aesthetics with its economic product range.





# Estimation, architectural design and AFTER SALES SERVICE

Hürsan Fireplaces offers free service to everyone who wants an estimate in their home.

After your application to our company, a detailed exploration of your home is carried out by our field civil engineers. After that the estimation models of your desire or recommended by our experts are drawn in three dimensions by our architects and presented to you. Proportioned and rendered drawings helps you decide and prevents unwanted surprises to occur after installation.

After the sale, without any time limits, any service needs you may require for your fireplace are met by our expert service staff within one week of request.

Proportional Drawing



3 Dimensional Drawing



Photo of the Original Installed Product

# TURNKEY PROJECT



- ESTIMATION
- ARCHITECTURAL DESIGN
- OFFER
- PRODUCTION
- MONTAGE
- SERVICE
- WARRANTY



# FRUITS OF THE RIGHT CHOICE



## VARIETY

Widest choice of products in Europe



## FUNCTIONALITY

High performance and heating capacity



## QUALITY

First class materials, certified production



## SECURITY

45 years of knowledge, high security standards



## AESTHETICS

Creative design, subtle details



## ECONOMY

Cost advantage of 100 % domestic production



## SERVICE

Experienced and wide service network



## WARRANTY

7 year-warranty with Hürsan assurance

# IMPORTANCE OF REAL FIREPLACE PHOTOGRAPHS

Most of the fireplace chambers sold in our country are imported and fireplace surrounds are usually similar to original models taken from foreign fireplace catalogues and outsourced to small workshops by fireplace brands.

Most of the photographs that fireplace companies use in their websites and catalogues are photographs of foreign fireplace companies; they are copies!

However, a fireplace is not a white good. The quality of the insert, the chimney, the heat chamber and the surround, the quality of the production, the installation and the expertise of the team performing it are very important.

To test this situation, make sure that the photos you are looking at are the original photographs taken of in fireplaces in the actual houses by the company you are working with when choosing a model from the photo archives. Otherwise, the risk of hearing a bad comment on your chosen model after installation in your home will be very high!

**Hürsan Fireplace photos published in the catalogues and on the website are original photographs taken in the places where we installed them. We would like to thank all our customers for helping us create this large archive.**





**HSHC 130**, Cast Iron, Lifting Glass Door  
System, Conical Fireplace Insert.

'Caramel Grey Brescia' Marble Floor-  
to-ceiling Cladding, Modern Style  
Fireplace Surround.





# MODERN FIREPLACES





**HSHC 110, Cast Iron, Lifting Glass  
Door System, Conical Fireplace Insert.**  
'Ocean Stone' Natural Stone and  
Beige Marble Body, Modern Style  
Fireplace Surround.





**1** HSHC 90, Cast Iron, Lifting Glass Door System, Conical Fireplace Insert. 'Ocean Stone' Natural Stone Body, Wooden Mantel, Modern Style Fireplace Surround.




**2** HSHC 90, Cast Iron, Lifting Glass Door System, Conical Fireplace Insert. 'Absolute Black' Granite, Modern Style, Frame Model Fireplace Surround.





**1** **HYHC 70**, Cast Iron, Lifting Glass Door System, Narrow Fireplace Insert.  
'Absolute Black' Granite, Modern Style, Frame Model Fireplace Surround.

**2** **HSHC 110**, Cast Iron, Lifting Glass Door System, Conical Fireplace Insert.  
'Emprador Dark' Marble, Hearth Extended to Right and Left sides, Modern Style Fireplace Surround.



HKHC 130, Cast Iron, Lifting Glass Door  
System, Linear Fireplace Insert.  
'Absolute Black' Granite Chiselled,  
Asymmetrical Body and Straight  
Hearth Fireplace Surround.





1



**1 HKHC 110**, Cast Iron, Lifting Glass Door System, Linear Fireplace Insert.  
 'Absolute Black' Granite Body and Wood Holder; 'Ocean Stone' Natural Stone Hearth, Modern Style Fireplace Surround.

**2 HSHC 90**, Cast Iron, Lifting Glass Door System, Conical Fireplace Insert.  
 Natural Limra Stone Body; Shelf, Modern Style Fireplace Surround.

2



HSHC 90, Cast Iron, Lifting Glass Door  
System, Conical Fireplace Insert.

Electrostatic Paint, Floor-to-Ceiling  
Metal Cladding, Modern Style Fireplace  
Surround.





HKHC 200, Cast Iron, Lifting Glass Door  
System Linear Fireplace Insert.  
'Ocean Stone' Natural Stone, Modern  
Style Extended to Sides, Frame Type  
Fireplace Surround.











**1 HKHC 110**, Cast Iron, Lifting Glass Door System, Linear Fireplace Insert.


Beige Marble Facing, Hearth Extended to Both Sides, Modern Style Fireplace Surround.

**2 HKHC 130 T**; Cast Iron, Lifting Glass Door System, Linear Fireplace Insert.

'Absolute Black' Granite, Hearth and Wood Holder, Modern Style Fireplace Surround.



**2**



HKHC 90, Cast Iron, Lifting Glass Door  
System, Linear Fireplace Insert.  
'Artic Grey' Marble Body and Beige  
Marble Hearth, Modern Style  
Fireplace Surround.







**1 HSHC 110**, Cast Iron, Lifting Glass Door System, Conical Fireplace Insert. 'Absolute Black' Granite Chiselled Body, Modern Style Fireplace Surround.



**2 HSHC 110**, Cast Iron, Lifting Glass Door System, Conical Fireplace Insert. Stainless Steel Frame Type Modern Style Fireplace Surround.



**3 HKHC 150**, Cast Iron, Lifting Glass Door System, Linear Fireplace Insert. Stainless Steel, Frame Type, Modern Style Fireplace Surround.

**1 HGYC 80 A**, Cast Iron, Lifting Glass Door System, Square Fireplace Insert.

'Ocean Stone' Natural Stone Body, Modern Style Fireplace Surround.



**2 HKHC 150**, Cast Iron, Lifting Glass Door System, Linear Fireplace Insert.

'Ocean Stone' Natural Stone Body, Modern Style Fireplace Surround.



**3 HKHC 130**, Cast Iron, Lifting Glass Door System, Linear Fireplace Insert.

'Absolute Black' Granite Hearth, incl. Wood Holder, Modern Style, Fireplace Surround.







**1 HKHC 90**, Cast Iron, Lifting Glass Door System, Linear Fireplace Insert.  
Natural Limra Stone Body and Mantel; 'Ocean Stone' Natural Stone Facing and Hearth, Modern Style Fireplace Surround.

**2 HSHC 110**, Cast Iron, Lifting Glass Door System, Conical Fireplace Insert.  
'Crema Royal' Beige Marble Body, Left and Right Side Extended Wood Holder, Wooden Mantel, Modern Style Fireplace Surround.



HKHC 150, Cast Iron, Lifting Glass  
Door System, Linear Fireplace  
Insert.





HSH 90, Cast Iron, Open Fireplace  
Surround.

Natural Limra Stone Stepped,  
Body and Hearth; Wooden  
Mantel, Modern Style Fireplace  
Surround.





**1 HSHC 90**, Cast Iron, Lifting Glass Door System, Conical Fireplace Insert.  
'Caramel Grey' Marble Body, Hearth, Modern Style Fireplace Surround.

**2 HSHC 90**, Cast Iron, Lifting Glass Door System, Conical Fireplace Insert.  
Natural Limra Stone, Frame Type, Modern Style Fireplace Surround.








**1 HKHC 90**, Cast Iron, Lifting Glass Door System, Linear Fireplace Insert.  
'Ocean Stone' Natural Stone Body, Hearth and Stepped Mantel, Modern Style Fireplace Surround.

**2 HSHC 90**, Cast Iron, Lifting Glass Door System, Conical Fireplace Insert.  
'Absolute Black' Granite Chiselled Body, Straight Hearth, Modern Style Fireplace Surround.





HSHC 90, Cast Iron, Lifting Glass Door  
System, Conical Fireplace Insert.  
'Ocean Stone' Natural Stone Facing  
and Hearth, Modern Style Fireplace  
Surround.



**HSHC 90, Cast Iron, Lifting Glass Door System, Conical Fireplace Insert.**

Natural Limra Stone Body 'Caramel Grey' Marble Facing and Hearth, Demi Classical Style Fireplace Surround.

# DEMI-CLASSIC FIREPLACE





1



**1 Liseo L9**, Cast Iron, Swing Open Glass Door System Fireplace Insert.

'Natural Limra' Stone Body, Hearth, Demi Classical Style Fireplace Surround.

**2 HGYC 80 A**, Cast Iron, Lifting Glass Door System, Square Fireplace Insert.

'Afyon White' Marble Body, Hearth. Demi Classical Style Fireplace Surround.

2





**HKHC 90, Cast Iron, Lifting Glass Door System, Linear Fireplace Insert.**

Natural Limra Stone Body, 'Ora Venato' Marble Facing, Hearth, Left and Right Side Niches, Demi Classical Fireplace Surround.







**1** HSHC 90, Cast Iron, Lifting Glass Door System, Conical Fireplace Insert.  
Natural Limra Stone Body, Demi Classical Style Fireplace Surround.

**2** HSHC 90, Cast Iron, Lifting Glass Door System, Conical Fireplace Insert.  
'Travertine' Stone Body and Hearth, Demi Classical Style Fireplace Surround.







HSHC 130, Cast Iron, Lifting Glass  
Door System, Conical Fireplace Insert.

'Ocean Stone' Natural Stone Body  
and Hearth, Stepped Mantel, Demi  
Classical Style Fireplace Surround.



**HKHC 110**, Cast Iron, Lifting Glass Door System, Conical Fireplace Insert.  
Natural Limra Stone Body, Stepped Mantel; 'Alexandra Black' Marble Facing and Hearth, Demi Classical Style Fireplace Surround.







**1** HSHC 110, Cast Iron, Lifting Glass Door System, Conical Fireplace Insert. 'Cloudy Grey' Marble Body, Demi Classical Style Fireplace Surround.

**2** HSHC 90, Cast Iron, Lifting Glass Door System, Conical Fireplace Insert. Natural Limra Stone Body, Beige Marble Facing and Hearth Demi Classical Style Fireplace Surround.





HSHC 110, Cast Iron, Lifting Glass Door  
System, Conical Fireplace Insert.  
Beige Marble Facing, Stepped Mantel  
and Hearth Demi Classical Style  
Fireplace Surround.







**1 HSHC 110**, Cast Iron, Lifting Glass Door System, Conical Fireplace Insert.

Natural Limra Stone Camber Cut Body; 'Emprador Dark' Marble Facing and Hearth, Demi Classical Style Fireplace Surround.

**2 HSHC 90**, Cast Iron, Lifting Glass Door System, Conical Fireplace Insert.

'Ocean Stone' Natural Stone Body 'Alexandra Black' Marble Facing and Hearth, Demi Classical Style Fireplace Surround.







**1 HSHC 90**, Cast Iron, Lifting Glass Door System, Conical Fireplace Insert.  
Natural Limra Stone Body, Stepped Mantel and Hearth, Demi Classical Style Fireplace Surround.

**2 HSHC 110**, Cast Iron, Lifting Glass Door System, Conical Fireplace Insert.  
Limra Stone Body, Stepped Mantel; 'Ocean Stone' Natural Stone Hearth, Demi Classical Style Fireplace Surround.





HSHC 90, Cast Iron, Lifting Glass Door  
System, Conical Fireplace Insert.  
'Olive Maron' Marble Body, Stepped  
Mantel Demi Classical Style Fireplace  
Surround.








**1 HGYC 80 A**, Cast Iron, Lifting Glass Door System, Square Fireplace Insert. 'Ora Venato' Marble Body and Hearth, Demi Classical Style Fireplace Surround.

**2 HSHC 110**, Cast Iron, Lifting Glass Door System, Conical Fireplace Insert. Limra Stone Body, Hearth and Mantel, Demi Classical Style Fireplace Surround.





HSHC 90, Cast Iron, Lifting Glass Door  
System, Conical Fireplace Insert.  
Natural Limra Stone Camber Cut Body,  
Hearth, Metal Facing Demi Classical  
Style Fireplace Surround.





**HLDR 90**, No corner frame, Cast Iron, Lifting Glass Door System, L Type Fireplace Insert.  
'Ocean Stone' Natural Stone  
Hearth Extended to Sides,  
Cultured Stone Cladding L Type  
Fireplace Surround.





# L-TYPE FIREPLACE





HLHC 130, No corner  
frame, Cast Iron, Lifting  
Glass Door System, L Type  
Fireplace Insert.  
'Onyx' Marble Floor-to-  
Ceiling Cladding, L Type  
Fireplace Surround.







1

**1 HLHC 90**, No corner frame, Cast Iron, Lifting Glass Door System, L Type Fireplace Insert.  
'Ocean Stone' Natural Stone Facing, Hearth Extended to Left Side, Modern Style, L Type Fireplace Surround.

**2 HLHC 90**, No corner frame, Cast Iron, Lifting Glass Door System, L Type Fireplace Insert.  
Natural Limra Stone Facing, Hearth Extended to Right Side, L Type Fireplace Surround.



2





HLDR 110, No corner frame,  
Deep, Cast Iron, Lifting Glass Door  
System, L Type Fireplace Insert.

'Gothic Grey' Marble Facing,  
Hearth Extended to Right Side,  
Modern Style, L Type Fireplace  
Surround.





1



**1 HLHC 90**, No corner frame, Cast Iron, Lifting Glass Door System, L Type Fireplace Insert.  
Beige Marble Frame Model, L Type Fireplace Surround.

**2 HLHC 110**, No corner frame, Cast Iron, Lifting Glass Door System, L Type Fireplace Insert.  
'Absolute Black' Granite Hearth, Facing and Niche Surround, 'Absolute Black' Granite and Wood TV Unit.

2



**HLDR 110**, No corner frame,  
Deep, Cast Iron, Lifting Glass Door  
System, L Type Fireplace Insert.  
'Ocean Stone' Natural Stone  
Facing and TV Unit Extended to  
Left Side, Modern Style L Type  
Fireplace Surround.







HLHC 90, No corner frame, Cast Iron, Lifting Glass Door System, L Type Fireplace Insert.

'Ocean Stone' Natural Stone Facing, Hearth Extended to Right Side, Cultured Stone Cladding, L Type Fireplace Surround.





HLHC 110, No corner frame, Cast Iron, Lifting Glass Door, L Type Fireplace Insert.

Beige Marble Body, Stepped Mantel, Wood Holder; 'Emprador Dark' Marble Hearth Extended to Left and Right, Fireplace Surround.





**1 HLDR 90**, No corner frame, Deep, Cast Iron, Lifting Glass Door System, L Type Fireplace Insert.  
Beige Marble Body and 'Absolute Black' Marble Hearth, Modern Style L Type Fireplace Surround.

**2 HLHC 90**, No corner frame, Cast Iron, Lifting Glass Door, L Type Fireplace Insert.  
Beige Marble Body, Hearth and Mantel, L Type Fireplace Surround.





HLHC 110T, No corner frame, Fire  
Brick, Lifting Glass Door System, L  
Type Fireplace Insert.

'Ocean Stone' Natural Stone  
Body and Wood Holder, L Type  
Fireplace Surround.



HLDR 90, No corner frame, Deep,  
Cast Iron, Lifting Glass Door  
System, L Type Fireplace Insert.  
Limra Stone Hearth, Metal Vertical  
Wood Holder, L Type Fireplace  
Surround.







**1** HLHC 90, No corner frame, Cast Iron, Lifting Glass Door System, L Type Fireplace Insert. 'Alexandre Black' Marble Facing Model, Cultured Stone Floor-to-Ceiling Cladding, L Type Fireplace Surround.

**2** HLHC 90, No corner frame, Cast Iron, Lifting Glass Door, L Type Fireplace Insert. Beige Marble Facing Model, Cultured Stone Floor-to-Ceiling Cladding, L Type Fireplace Surround.







HLHC 90, No corner frame, Cast Iron, Lifting Glass Door, L Type Fireplace Insert.

'Ocean Stone' Natural Stone Body, Hearth and Mantel, L Type Fireplace Surround.



**HUHC 95**, No corner frames, Cast Iron, Lifting Glass Door, U Type Fireplace Insert.

'Arctic Grey' Marble, Special Curved Design, Wood Holder, U Type Fireplace Surround.





# U-TYPE FIREPLACE





**HUHC 95**, No corner frames, Cast Iron, Lifting Glass Door, U Type Fireplace Insert.

'Silver Shadow' Marble Facing, 'Ocean Stone' Natural Stone Hearth; Modern Style, U Type Fireplace Surround.







**1 HUHC 115**, No corner frames, Cast Iron, Lifting Glass Door, U Type Fireplace Insert.  
'Absolute Black' Granite Body, Mantel, Hearth Extended to Left and Right Sides and Niches, U Type Fireplace Surround.

**2 HUHC 135**, No corner frames, Cast Iron, Lifting Glass Door, U Type Fireplace Insert.  
White Marble Hearth Extended to Right Side, Niche, U Type Fireplace Surround.







**1 HUHC 95**, No corner frames, Cast Iron, Lifting Glass Door, U Type Fireplace Insert. 'Ora Venato' Marble Facing Model U Type Fireplace Surround.

**2 HUDR 115**, No corner frames, Cast Iron, Lifting Glass Door, U Type Fireplace Insert. "Absolute Black" Granite Hearth, Modern Style U Type Fireplace Surround.







**HUDR 95**, No corner frames, Cast Iron, Deep, Lifting Glass Door, U Type Fireplace Insert.

Slate Stone Rustic Style, Floor-to-Ceiling Cladded Style, U Type Fireplace Surround.



**HUDR 95**, No corner frames,  
Deep, Cast Iron, Lifting Glass  
Door, U Type Fireplace Insert.  
'Ocean Stone' Natural Stone  
Wood Holder, Hearth, U Type  
Fireplace Surround.











**1** **HUHC 95**, No corner frames, Cast Iron, Lifting Glass Door, U Type Fireplace Insert.

'Silver Shadow' and 'Emprador Light' Marble Decorated Body, Hearth Extended to Left and Right, U Type Fireplace Surround.

**2** **HUHC 95**, No corner frames, Cast Iron, Lifting Glass Door, U Type Fireplace Insert.

'Absolute Black' Granite Facing, Mantel, Wood Holder Extended to Left and Right Sides, Cultured Stone Cladding Model, U Type Fireplace Surround.



HUHC 95, No corner frames, Cast Iron, Lifting Glass Door, U Type Fireplace Insert.

'Absolute Black' Granite Facing, Chiselled Body, Hearth Extended to Left and Right Sides, Slate Stone Cladding, U Type Fireplace Surround.





HUDR 95, No corner frames,  
Deep, Cast Iron, Lifting Glass  
Door, U Type Fireplace Insert.  
'Absolute Black' Granite Hearth U  
Type Fireplace Surround.







**1 HUHC 95**, No corner frames, Cast Iron, Lifting Glass Door, U Type Fireplace Insert. 'Ocean Stone' Natural Stone Facing, Hearth and Mantel U Type Fireplace Surround.

**2 HUHC 95**, No corner frames, Cast Iron, Lifting Glass Door, U Type Fireplace Insert. Natural Limra Stone Body and Mantel; 'Absolute Black' Granite and Limra Stone Hearth, Cultured Stone Cladding U Type Fireplace Surround.





**HUHC 95**, No corner frames, Cast Iron, Lifting Glass Door, U Type Fireplace Insert.  
'Absolute Black' Granite Hearth Extended to Left and Right Sides and Facing, U Type Fireplace Surround.









**1 HUDR 95**, No corner frames, Deep, Cast Iron, Lifting Glass Door, U Type Fireplace Insert.  
'Ora Venato' Marble Body U Type Fireplace Surround.

**2 HUHC 95**, No corner frames, Cast Iron, Lifting Glass Door, U Type Fireplace Insert.  
'Absolute Black' Granite Hearth Extended to Right Side; Mosaic Cladding, U Type Fireplace Surround.





**1 HUHC 115**, No corner frames, Cast Iron, Lifting Glass Door, U Type Fireplace Insert.  
Beige Marble Body, Hearth and Mantel U Type Fireplace Surround.

**2 HUHC 115**, No corner frames, Cast Iron, Lifting Glass Door, U Type Fireplace Insert.  
'Emerald Pearl' Granite Modern Style Facing Model U Type Fireplace Surround.





**HUDR 95**, No corner frames, Cast Iron, Lifting Glass Door, U Type Fireplace Insert.

'Ocean Stone' Naturel Stone Hearth and Mantel U Type Fireplace Surround.







**1 HUHC 115T**, No corner frames, Cast Iron, Lifting Glass Door, U Type Fireplace Insert.  
 'Absolute Black' Granite Body, Wooden Hearth and Mantel, Niche and Cladding, U Type Fireplace Surround.

**2 HUHC 115**, No corner frames, Cast Iron, Lifting Glass Door, U Type Fireplace Insert.  
 'Absolute Black' Granite Hearth Extended to Right and Left Sides U Type Fireplace Surround.





HDKU 125, Framed Corners, Cast  
Iron, Lifting Glass Door, 3 Sided  
Fireplace Insert.





# TWO and THREE SIDED FIREPLACES







**1 HDKU 125**, Framed Corners, Cast Iron, Lifting Glass Door, 3 Sided Fireplace Insert.

**2 HDKU 105**, Framed Corners, Cast Iron, Lifting Glass Door, 3 Sided Fireplace Insert.

Natural Limra Stone Body, Wooden Shelves, Fireplace surround.





**HDKU 105, Framed Corners, Cast  
Iron, Lifting Glass Door, 3 Sided  
Fireplace Insert.**

**'Ora Venato' Marble Body,  
Fireplace Surround.**









**H2HC 110 T, Fire Bricks, Lifting  
Glass Door, 2 Sided Fireplace  
Insert.**









**HDKU 105**, Framed Corners, Cast Iron, Lifting Glass Door, 3 Sided Fireplace Insert.

Natural Limra Stone Body, Hearth Extended to Sides, Fireplace Surround.





**1** H2HC 110, Cast Iron, Lifting Glass Door, 2 sided Fireplace Insert.

**2** H2HC 200, Cast Iron, Lifting Glass Door, 2 sided Fireplace Insert.







H2HC 110, Cast Iron, Lifting  
Glass Door, 2 sided Fireplace  
Insert.



**HK 70, Classical; Cast Iron**  
Fireplace Insert.

Limra Stone Hand Engraved Body,  
Column Legs; Flat Frame, Hearth,  
Classical Style Fireplace Surround.





# CLASSICAL FIREPLACES





1



**1 HSHC 90**, Cast Iron, Lifting Glass Door System, Conical Fireplace Insert.  
Beige and 'Emparador Dark' Marble Body, Hearth and Mantel, Classical Style Fireplace Surround

**2 HSHC 90**, Cast Iron, Lifting Glass Door System, Conical Fireplace Insert.  
'Afyon White' Marble Hand Engraved Body and Curved Legs 'Absolute Black' Granite Facing and Hearth, Classical Style Fireplace Surround.

2





Custom Design, Decorated  
Brass Body, Bio Burner Cast Iron  
Fireplace Insert.

Beige Marble Hand Engraved  
Body; 'Emprador Dark' Marble  
Facing and Hearth, Classical Style  
Fireplace Surround.





**HSHC 110, Cast Iron, Lifting Glass Door System, Conical Fireplace Insert.**

'Basalt' Stone Hand Engraved Body, 'Ocean Stone' Natural Stone Facing, Hearth, Classical Style Fireplace Surround.







**1 HSHC 90**, Cast Iron, Lifting Glass Door System, Conical Fireplace Insert.  
'Ora Venato' Marble Hand Engraved, Classical Style Fireplace Surround.

**2 HSHC 110**, Cast Iron, Lifting Glass Door System, Conical Fireplace Insert.  
Küfeki Stone Hand Engraved Body, Facing and Hearth Classical Style Fireplace Surround.





HSHC 110, Cast Iron, Lifting Glass  
Door System, Conical Fireplace  
Insert.

Afyon White Marble Hand  
Engraved Body and Curved  
Legs; 'Alexandra Black' Marble  
Facing and Hearth, Classical Style  
Fireplace Surround.





**1 HGYC 80 TA**, Fire Bricks, Lifting Glass Door System, Square Fireplace Insert.  
'Afyon White' Marble Hand Engraved Body and Curved Legs, Classical Style Fireplace Surround.

**2 HSHC 130**, Cast Iron, Lifting Glass Door System, Conical Fireplace Insert.  
'Afyon White' Marble Hand Engraved Body and Curved Legs, Classical Style Fireplace Surround.





Steel Body and Chimney, Cast  
Iron Firebox, Suspended, Custom  
Design Central Fireplace.





# CENTRAL FIREPLACES





360 Degree Rotating Steel Body,  
Suspended Open System, Custom  
Design Central Fireplace.



360 Degree Rotating Steel Body,  
Swing Open Glass Door System,  
Cast Iron Firebox, Suspended,  
'DROPLET' Model Central Fireplace.





360 Degree Rotating Steel Body,  
Suspended, Open System, 'UFO'  
Model Central Fireplace.








**1** Four Side Glass, Steel Body and Chimney, Cast Iron Firebox, Suspended, 'Lantern' Model Central Fireplace.

**2** 360 Degree Rotating Steel Body, Suspended, Open System, 'ELIPSE' Model Central Fireplace.







Vitro Ceramic Glass and Metal Chimney Hood; Cast Iron Firebox, 'Absolute Black' Granite Hearth, Custom Design Central Fireplace.



Vitro Ceramic Glass and Marble Chimney Hood; Cast Iron Firebox,  
Marble Hearth, Custom Design Central Fireplace.



1



**1** Steel Chimney Hood, Curved Vitro Ceramic Glass, Bio Burner, 'Tundra Grey' Marble and Wood Hearth, 'FUNNEL' Model Central Fireplace.

**2** Steel Body, Cast Iron Firebox, Suspended Hood, Open System, 'CUP' Model Central Fireplace.

2







**1** Steel Body and Chimney, Cast Iron Firebox, Custom Design Central Fireplace.

**2** Steel Hood and Chimney, Four Sides Vitro Ceramic Glass, Cast Iron Firebox, Cultured Stone Bottom Cladding, 'LEGO' Model Central Fireplace.





**HKHC 110, Cast Iron, Lifting Glass  
Door System, Linear Fireplace  
Insert.**

**Cultured Stone Floor-to-Ceiling  
Cladding and Niche, Rustic Style  
Fireplace Surround.**





# RUSTIC FIREPLACES





**HSHC 130**, Cast Iron, Lifting Glass Door System, Conical Fireplace Insert.

'Ocean Stone' Natural Stone Facing and Hearth, Cultured Stone Cladding, Rustic Style Fireplace Surround.







**1 HSHC 130**, Cast Iron, Lifting Glass Door System, Conical Fireplace Insert. Cultured Stone Floor-to-Ceiling Cladding, Wooden Mantel, Rustic Style Fireplace Surround.

**2 Liseo L 7**, Cast Iron, Swing Open Glass Door System Fireplace Insert. Cultured Stone Cladding 'Absolute Black' Granite Hearth and Mantel, Wood Holder, Rustic Style Fireplace Surround.





HSHC 90, Cast Iron, Lifting  
Glass Door System, Conical  
Fireplace Insert.

Polished Natural Slate Stone  
Cladding, Hearth and Mantel,  
Rustic Style Fireplace Surround.







**1 HSHC 90**, Cast Iron, Lifting Glass Door System, Conical Fireplace Insert.  
Cultured Stone Floor-to-Ceiling Cladding, Aged Wood Mantel and 'Emprador Dark' Marble Hearth, Rustic Style Fireplace Surround.

**2 HSHC 90**, Cast Iron, Lifting Glass Door System, Conical Fireplace Insert.  
Cultured Stone Floor-to-Ceiling Cladding, Aged Wood Mantel, Rustic Style Fireplace Surround.







**1 HSH 150**, Cast Iron, Lifting Glass Door System, Conical Fireplace Insert.  
Cultured Stone Floor-to-Ceiling Cladding, Aged Wood Mantel, Rustic Style Fireplace Surround.

**2 HKHC 130 T**, Fire Bricks, Lifting Glass Door System, Linear Fireplace Insert.  
Floor-to-Ceiling Ancient Brick Cladding, Wooden Mantel and Body Decoration, Rustic Style Fireplace Surround.





HSHC 130, Cast Iron, Lifting Glass  
Door System, Conical Fireplace  
Insert.

Sheet Metal Body, Aged Wood  
Mantel, Hearth and Complete Heat  
Chamber Slate Stone Cladding  
Rustic Style Fireplace Surround.





Custom Design, Decorated Brass Body, Bio  
Burner, Cast Iron Fireplace Insert

Hand Carved Legs and Body, Stepped  
Mantel; 'Absolute Black' Granite Facing and  
Hearth, Wooden Fireplace Surround.





# WOODEN FIREPLACES





HGYC 80 A, Cast Iron, Lifting Glass Door System, Square Fireplace Insert.

Lacquered Wooden Body, 'Travertine' Facing and Hearth, Wooden Fireplace Surround.







1

**1 HSHC 90**, Cast Iron, Lifting Glass Door System, Conical Fireplace Insert  
Curved Cut Wooden Body, Stepped Mantel, Beige Marble Facing and Stepped Hearth, Wooden Fireplace Surround.

**2 HSHC 90**, Cast Iron, Lifting Glass Door System, Conical Fireplace Insert  
Wooden Body, Stepped Mantel, Beige Marble Facing and Hearth, Wooden Fireplace Surround.



2



HGYC 80 A, Cast Iron, Lifting  
Glass Door System, Conical  
Fireplace Insert  
Wooden Body, Stepped Mantel,  
Beige Marble Facing and Stepped  
Hearth, Wooden Fireplace  
Surround.







**1 HSHC 110**, Cast Iron, Lifting Glass Door System, Conical Fireplace Insert  
Wooden Body, Stepped Mantel, Beige Marble Facing and Stepped Hearth, Wooden Fireplace Surround.

**2 HK 70**, Classical; Open System Cast Iron Fireplace Insert.  
Wooden Body, Stepped Mantel, Beige Marble Facing and Stepped Hearth, Wooden Fireplace Surround.









**HSHC 110**, Cast Iron, Lifting Glass Door System, Conical Fireplace Insert  
Hand Engraved Ornamented Wooden  
Body, Columnar Legs, Stepped Mantel and  
'Absolute Black' Granite Conical Facing,  
Hearth, Wooden Fireplace Surround.





1



**1 HSHC 110**, Cast Iron, Lifting Glass Door System, Conical Fireplace Insert

Hand Engraved Ornamented Wooden Body, Columnar Legs, Stepped Mantel and Beige Marble Conical Facing, Hearth, Wooden Fireplace Surround.

**2 HSHC 110**, Cast Iron, Lifting Glass Door System, Conical Fireplace Insert

Hand Engraved Ornamented Wooden Body, Profile Legs, Stepped Mantel and Beige Marble Conical Facing, Hearth, Wooden Fireplace Surround.

2







**1 HKHC 110**, Cast Iron, Lifting Glass Door System, Linear Fireplace Insert  
Hand Engraved Wooden Body, Curved Legs; Beige Marble Facing and Hearth, Wooden Fireplace Surround.

**2 HSHC 110**, Cast Iron, Lifting Glass Door System, Conical Fireplace Insert.  
Hand Engraved Legs and Body, Stepped Mantel; Beige Marble Facing and Hearth, Wooden Fireplace Surround.





HPHC 100, Cast Iron, Lifting Glass  
Door System, Prismatic Fireplace  
Insert.

'Diana Royal' Marble Body, Mantel  
and Hearth, Prismatic Fireplace  
Surround.





# PRISMATIC FIREPLACES





**HPHC 100, Cast Iron, Lifting Glass Door System, Prismatic Fireplace Insert.**  
Beige Marble Body, Mantel and Hearth, Prismatic Fireplace Surround.







**1** HPHC 100, Cast Iron, Lifting Glass Door System, Prismatic Fireplace Insert.

Natural Limra Stone and Beige Marble Body, Hearth, Wooden Mantel, Mosaic Cladding, Prismatic Fireplace Surround.

**2** HPHC 100, Cast Iron, Lifting Glass Door System, Prismatic Fireplace Insert.

'Absolute Black' Granite Body; Chiselled Hearth Extended to Left and Right Sides, Prismatic Fireplace Surround.







**1** **HPHC 100**, Cast Iron, Lifting Glass Door System, Prismatic Fireplace Insert.

Natural Limra Stone and Beige Marble Body, Hearth, Wooden Mantel, Prismatic Fireplace Surround.

**2** **HPHC 100**, Cast Iron, Lifting Glass Door System, Prismatic Fireplace Insert.

'Majestic Brown' Marble and Mosaic Natural Limra Stone Body, Prismatic Fireplace Surround.







**HPHC 100**, Cast Iron, Lifting Glass Door System, Prismatic Fireplace Insert.  
Beige Marble Facing, 'Absolute Black' Granite Hearth Extended to Left and Right Sides, Prismatic Fireplace Surround.



**HPHC 100, Cast Iron, Lifting Glass  
Door System, Prismatic Fireplace  
Insert.**

Beige Marble Body, Wooden  
Mantel, Prismatic Fireplace  
Surround.







**1** HPHC 80, Cast Iron, Lifting Glass Door System, Prismatic Fireplace Insert.

Beige Marble and Natural Limra Stone Body, Hearth, Wooden Mantel, Prismatic Fireplace Surround.

**2** HPHC 100, Cast Iron, Lifting Glass Door System, Prismatic Fireplace Insert.

Natural Limra Stone and Beige Marble Body, Hearth and Mantel, Prismatic Fireplace Surround.





HBRH 110, Steel Insert and HBR 70  
Liquid Fuel Bio Ethanol Burner.

'Küfeki'Taşından El Oyması Gövdeli  
ve Üst Tablalı; 'Ocean Stone' Doğal  
Taşından Ağız Çerçevesi ve Alt Tablalı  
Klasik Tarzlı Şömine Dış Giydirmesi.





# BIO ETHANOL FIREPLACES







**1** **HBRH 175**, Steel Insert and Planika Smokeless, Flueless, Remote Controlled, Liquid Fuel Fireplace. 'Noisette Grigio' Marble Facing Model Fireplace Surround.

**2** **HBRH 110**, Steel Insert and HBR 70 Liquid Fuel Bio Ethanol Burner. Metal Facing Model, Modern Style Fireplace Surround.





**HBRH 240**, Steel Insert and  
Planika Smokeless, Flueless,  
Remote Controlled, Liquid Fuel  
Fireplace.

'Sea Spakle' Marble Floor-to-  
Ceiling Cladding Model Fireplace  
Surround.





Custom Design Torch Model,  
Aged Black Paint on Steel Body,  
HBRY 30 Bio Ethanol Fireplace.







**1** Custom Design Seljuq Model,  
Aged Brass Coating over Steel Body,  
HBRK 30 Bio Ethanol Fireplace.

**2** Custom Design Chalice Model,  
Silver Coating over Steel Body HBRY  
30 Bio Ethanol Fireplace.







HBRH 110, Steel Insert and HBR 70 Liquid Fuel Bio Ethanol Burner.  
'Ora Venato" Marble Chiselled Body, Marble and Wooden Hearth Extended to  
Left Side, Modern Style Fireplace Surround.





HBRH 175, Steel Insert and HBR 140 Liquid Fuel Bio Ethanol Burner.  
'Cool Grey' Marble Facing Model, Modern Style Fireplace Surround.





**1** **HBRH 120**, Steel Insert and HBR 100 Liquid Fuel Bio Ethanol Burner.

'Alexandra Black' Marble Body; 'Absolute Black' Black Granite Hearth, Black Sheet Metal Facing, Demi Classical Style Fireplace Surround.

**2** **HBR 70** Liquid Fuel Bio Ethanol Burner, Electro-Galvanize Coated Fire Basket.

'Alexandra Black' Black Marble Body, Facing, Hearth and Mantel; Columnar Legs, Classical Style Fireplace Surround.





**HBRH 110, Steel Insert and HBR  
70 Liquid Fuel Bio Ethanol Burner.**  
Engraved Wooden Body;  
'Absolute Black' Granite Facing  
and Hearth Classical Style  
Fireplace Surround.





# OUR BRANDS



HÜRSAN FIREPLACES - TURKEY

Wooden and Ethanol Fireplaces – Fireplace Surrounds – Barbeques – Fireplace Accessories



DIMPLEX - IRELAND

Electric Fireplaces – Turkey General Distributor: Hürsan Fireplaces



FABER - HOLLAND

Natural Gas Fireplaces - Turkey General Distributor: Hürsan Fireplaces



ELEMENT 4 - HOLLAND

Natural Gas Fireplaces - Turkey General Distributor: Hürsan Fireplaces



LISEO - CZECHIA

Cast Iron Wood Burning Fireplaces and Stoves - Turkey General Distributor: Hürsan Fireplaces



PLANIKA - POLAND

Automatic Ethanol Fireplaces - Turkey General Distributor: Hürsan Fireplaces



EXODRAFT – DENMARK

Chimney Fans - Turkey General Distributor: Hürsan Fireplaces



BACKYARD - AUSTRALIA

Portable Wood Ovens - Turkey General Distributor: Hürsan Fireplaces



**Graphic Design:** Eda Altunlu Erdal  
**Photography:** Hüseyin Alsancak  
**Pressing:** Ajans-Türk Gazetecilik Matbaacılık  
İnşaat Sanayii A.Ş.

All Photography Copyrighted to Hürsan A.Ş.  
Cannot be used by any other person or company.



# EYE CATCHING DESIGNS OF NEW SEASON



 **HÜRSANŞÖMİNE®** 44.YEARS  
Turkey's first and largest fireplace brand

[www.hursansomine.com](http://www.hursansomine.com)

[facebook.com/hursansomine](https://facebook.com/hursansomine) | [instagram.com/hursansomine](https://instagram.com/hursansomine) | 0212 211 11 30